


dametric 

PPC-SPx

DESCRIPTION



MOUNTING PLATE

FOR PPC-84Tx

CONTENT

1. GENERAL2
 2. TYPES2
 3. SPECIFICATION2
 4. OUTLINE DRAWING3
 5. CUT-OUT DRAWING.....4
 6. PLACEMENT DRAWING.....5
 7. CONTACT.....5

1. GENERAL

The PPC-SP is used as a mounting plate for a Panel-PC when replacing a Panel Display Unit (PDU-RMx) in a RMS- measuring system. This solution is needed when upgrading a TDC sensor with an adjustable gap sensor (AGS).

The plate is made of stainless steel and is mounted on the door of the cabinet.

Different types must be used for different Panel-PC’s due to different form factor.

2. TYPES

Depending of the type of Panel-PC, there are several types of frames. Each frame has identical size and cut-out for the cabinet but different cut-outs for the Panel-PC.

If the Panel-PC has to be changed with another type, the mounting frame must also be changed.

PPC-SP2 For PPC-84T2, cut-out hole is 264*207 mm.

PPC-SP3 For PPC-84T3, cut-out hole is 261*181 mm.

PPC-SP4 For PPC-84T4, cut-out hole is 231*163 mm.

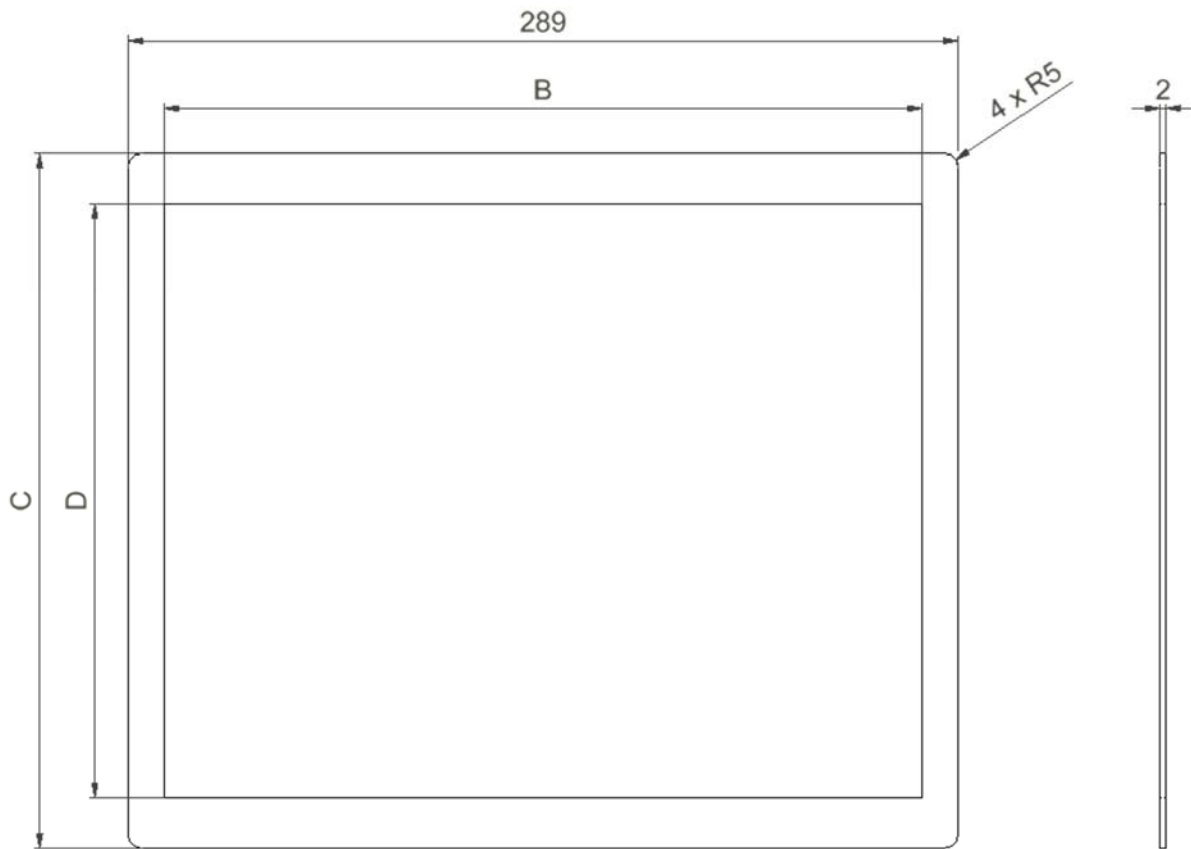
PPC-SP34 Used when a PPC-84T3 is replaced by a PPC-84T4 and the cut-out hole is done for the PPC-84T3.

PPC-SP5 For PPC-84T5, cut-out hole is 234*193 mm.

3. SPECIFICATION


| Dametric art. nr | Valmet art. no. | SKC art. no. |
|---------------------|--------------------------------------|--------------|
| PPC-SP2 | VAL0246147 | |
| PPC-SP3 | VAL0256101 | |
| PPC-SP4 | VAL0342350 | SKC2602343 |
| PPC-SP34 | VAL0359473 | SKC2602336 |
| PPC-SP5 | VAL0418755 | SKC9990089 |
| Material: | Stainless steel, EN 1.4301 (SS 2333) | |
| Thickness: | 2.0mm | |
| Sealing to cabinet: | 12*0.5mm adhesive tape | |

4. OUTLINE DRAWING



| <i>Article</i> | <i>Width B [mm]</i> | <i>Height C [mm]</i> | <i>Height D [mm]</i> |
|----------------|---------------------|----------------------|----------------------|
| PPC-SP1 | 245 | 242 | 186 |
| PPC-SP 2 | 264 | 242 | 207 |
| PPC-SP 3 | 262 | 242 | 182 |
| PPC-SP 4 | 231 | 185 | 166 |
| PPC-SP 34 | 231 | 206 | 166 |
| PPC-SP5 | 234 | 213 | 193 |

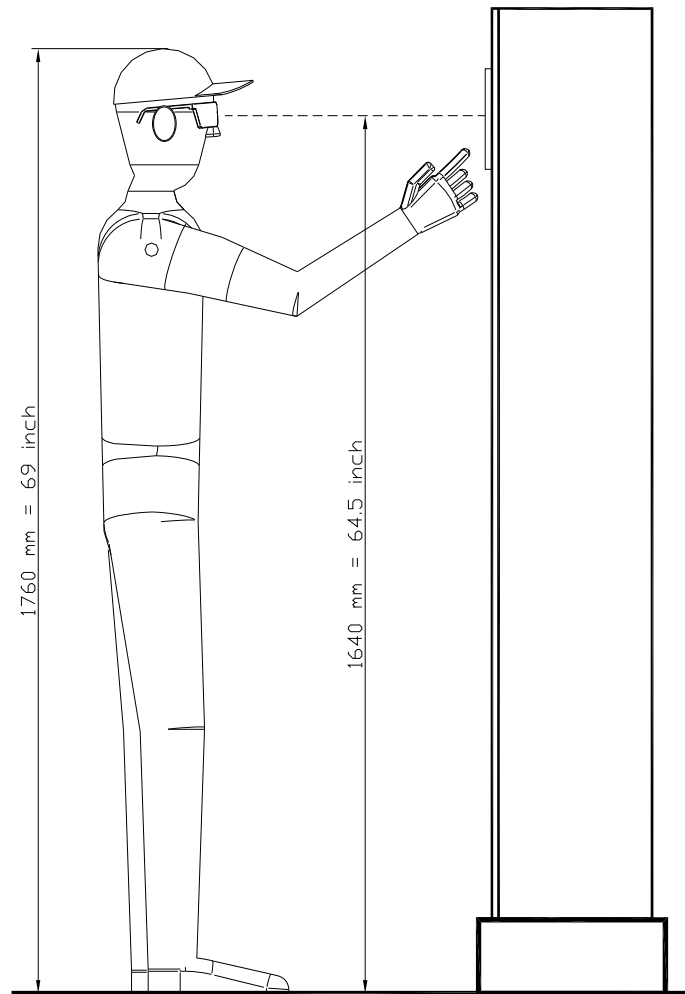
5. CUT-OUT DRAWING



| <i>Article</i> | <i>Width W [mm]</i> | <i>Height H [mm]</i> |
|----------------|---------------------|----------------------|
| PPC-SP1 | 245 | 186 |
| PPC-SP2 | 264 | 207 |
| PPC-SP3 | 262 | 182 |
| PPC-SP4 | 231 | 166 |
| PPC-SP34 | 231 | 166 |
| PPC-SP5 | 234 | 193 |

6. PLACEMENT DRAWING

Mount the centre of the plate according to the drawing to simplify reading and activating the push-buttons on the display of the Panel-PC.



7. CONTACT

Sales, development, production and service:

Dametric AB

Jägerhorns Väg 19, 141 75 Kungens Kurva, Sweden

Phone: +46-8 556 477 00

e-mail: service@dametric.se

Telefax: +46-8 556 477 29

Web site: www.dametric.se

dametric 

Valmet 